

# Olympia Industries Ltd

**Olympia Industries Ltd | BSE Code: 521105 | Market Data as on Date: 16 May 2013**

Current Price (Rs)	16.50	Market Cap (Rs. Crores)	3.07	Book Value (Rs)	(4.52)
52 Week High (Rs)	16.50	Shares Outstanding	1,858,570	P/B Ratio	-
52 Week Low (Rs)	16.50	Beta - Sensex	-	Earnings Per Share (Rs)	-
Face Value per Share (Rs)	10.00	Dividend Yield (%)	-	P/E Ratio	221.43

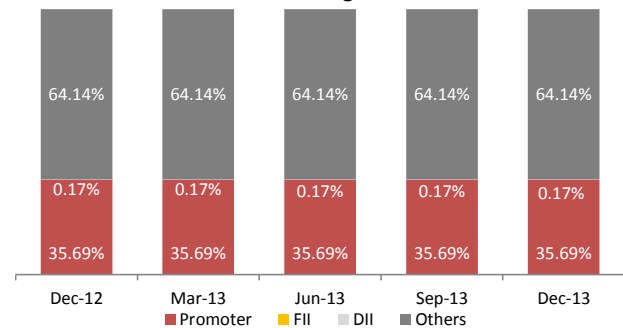
## Company Info:

Olympia Industries Limited engages in the manufacture and trade of synthetics filament yarns in India. The company was incorporated in 1987 and is based in Mumbai, India.

## Peer Comparison

	Olympia Inds	Santowin Co.	Khoobsurat
Sales	1.84	2.01	1.81
PAT	(0.08)	0.02	0.29
Equity	2.10	9.86	13.29
EPS	(0.43)	-	0.22
OPM	(1.63)	1.34	17.38
NPM	(4.29)	0.94	16.00

## Shareholding Pattern



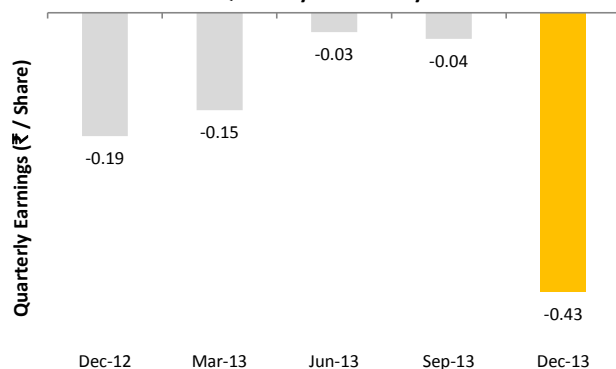
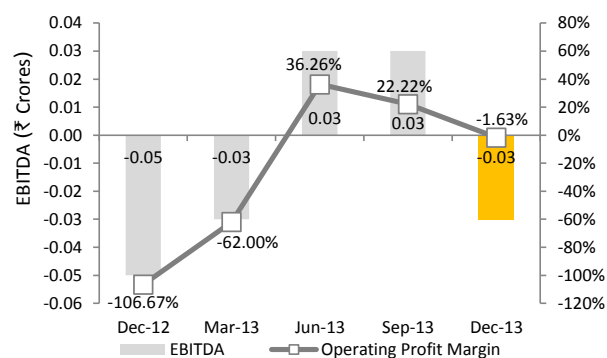
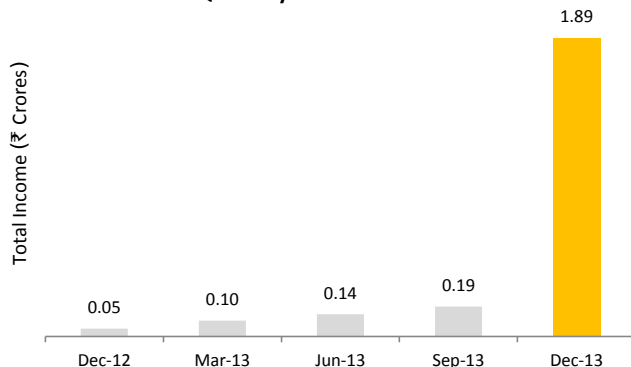
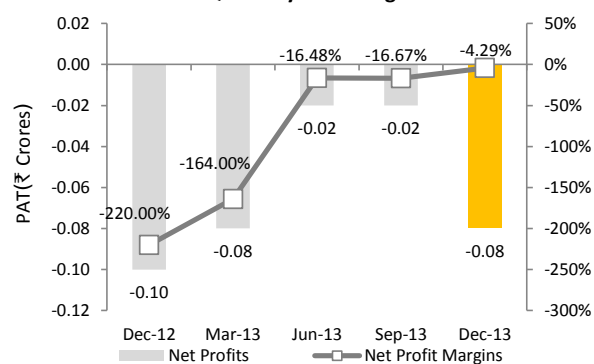
## Quarterly Review - Dec 13:

The company has recorded revenues of Rs 1.84 Crores during the current quarter as against Rs 0.05 Crores for the corresponding quarter last year. The Profit after Tax (PAT) for current quarter stood at Rs -0.08 Crores.

## Quarterly Results:

### Income Statement

	Figures in Rs Crores							
	Dec-13	% of (1)	Dec-12	% of (1)	Sep-13	% of (1)	Jun-13	% of (1)
Revenue	1.84		0.05		0.13		0.09	
Total Income	1.89		0.05		0.19		0.14	
Expenditure	(1.92)	-101.59%	(0.09)	-180.00%	(0.16)	-84.21%	(0.10)	-71.43%
Interest	-	-	-	-	-	-	-	-
PBDT	(0.03)	-1.59%	(0.05)	-100.00%	0.03	15.79%	0.03	21.43%
Depreciation	(0.05)	-2.65%	(0.05)	-100.00%	(0.05)	-26.32%	(0.05)	-35.71%
PBT	(0.08)	-4.23%	(0.10)	-200.00%	(0.02)	-10.53%	(0.02)	-14.29%
Tax	-	-	-	-	-	-	-	-
Net Profit	(0.08)	-4.23%	(0.10)	-200.00%	(0.02)	-10.53%	(0.02)	-14.29%

**Quarter on Quarter Changes:****Quarterly EPS History****Operational Profitability****Quarterly Income Growth****Quarterly PAT Margins**

**DISCLOSURE:** THIS REPORT HAS BEEN SPONSORED BY BSE - INVESTOR PROTECTION FUND TRUST

**DISCLAIMER:** While SES Pvt. Ltd. has made every effort and has exercised due skill, care and diligence in compiling this report based on publicly available information, it neither guarantees its accuracy, completeness or usefulness, nor assumes any liability whatsoever for any consequence from its use. This report does not have any approval, express or implied, from any authority, nor is it required to have such approval. The users are strongly advised to exercise due diligence while using this report. This report in no manner constitutes an offer, solicitation or advice to buy or sell securities, nor solicits votes or proxies on behalf of any party. SES has no financial liability whatsoever, to the subscribers / users of this report. The report is released in India and SES has ensured that it is in accordance with Indian laws. Person resident outside India shall ensure that laws in their country are not violated while using this report; SES shall not be responsible for any such violation. This report should not be reproduced or redistributed or communicated directly or indirectly in any form to any other person - especially outside India or published or copied in whole or in part, for any purpose.

**ABOUT SES:** Stakeholders' Empowerment Services is a not for profit initiative of like-minded people with a vision to achieve a corporate governance state where all stakeholders are treated in just and fair manner. We believe that this journey can be possible only with active participation of all stakeholders. For more information please contact SES at +91 22 4022 0322, or via e-mail: [info@sesgovernance.com](mailto:info@sesgovernance.com)